

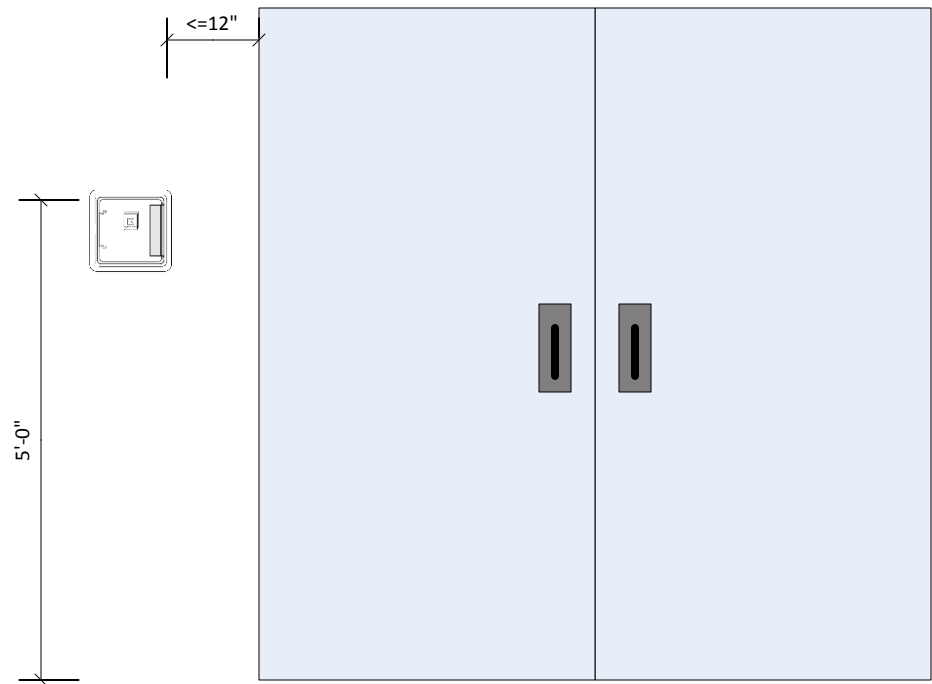
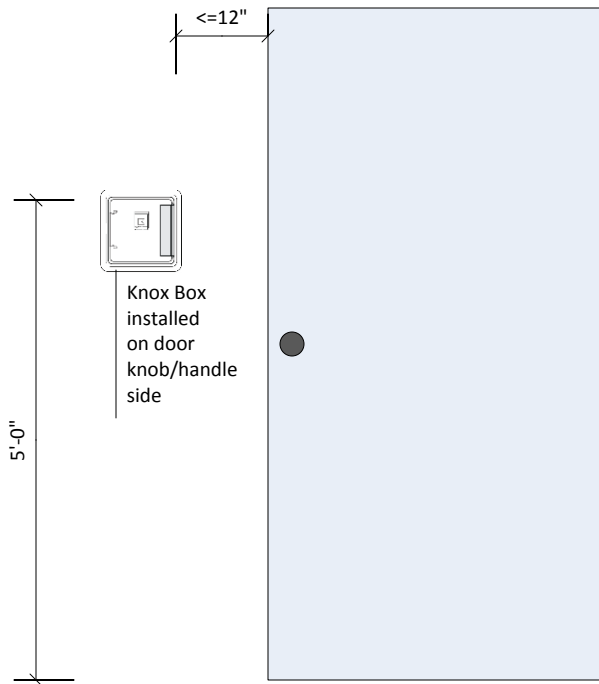
Knox Box Placement Guide

Pleasant Prairie Fire & Rescue
 8044-88th Avenue
 Pleasant Prairie, WI 53158

fireandrescue@plprairie.com
 262.694.8027
 Pleasantprairieonline.com

On Recessed boxes, measurements are taken from box base (inside of flange)

NOTE: To order Knox Boxes – contact the Fire Department. Knox Company will only accept orders from the Fire Department.



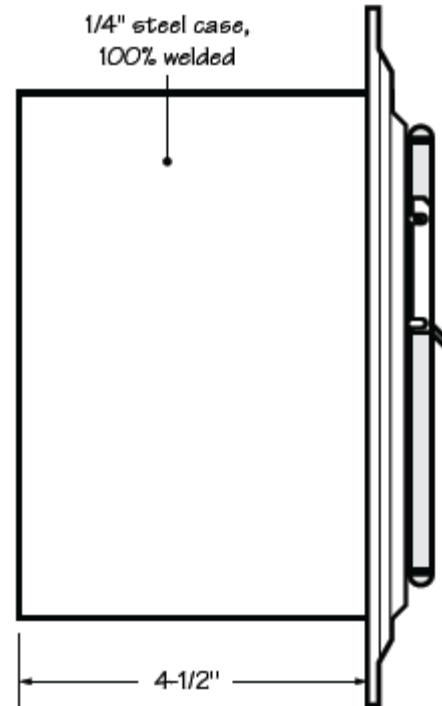
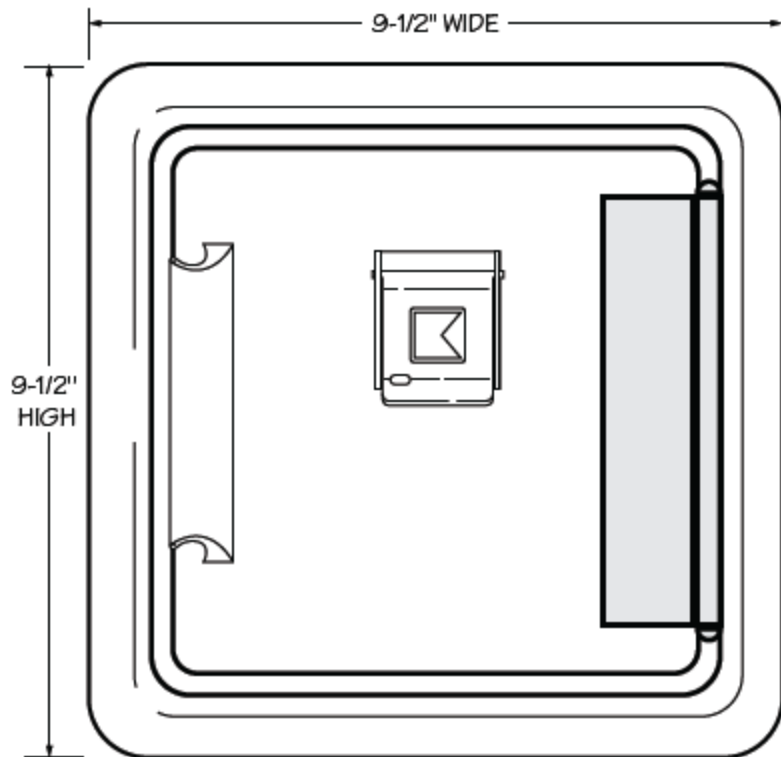
Typical installation locations for single and double doors. Exterior features such as lighting or stairways may alter standard installation locations.

Consult Fire Department prior to installations that may not fit typical locations and/or doorways.



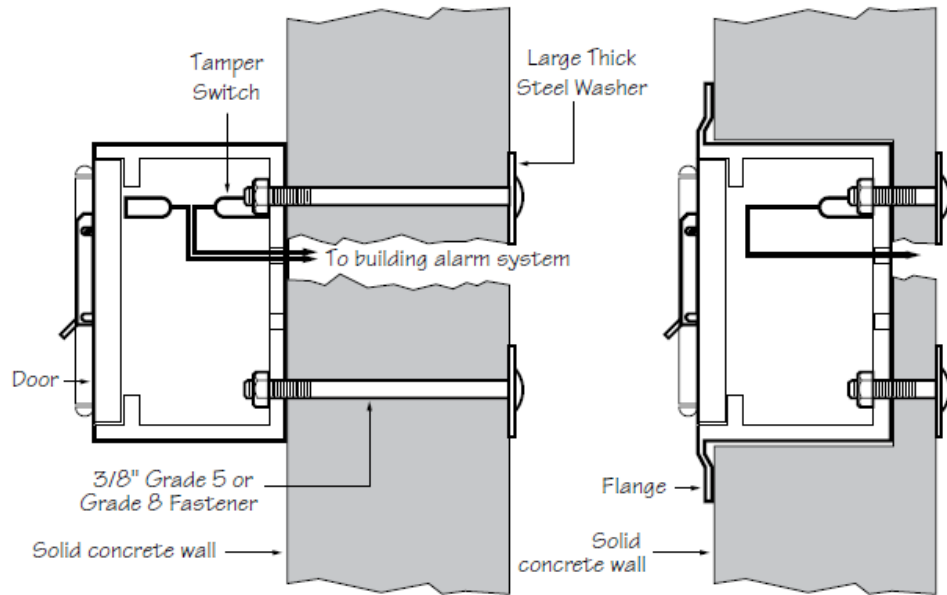
KNOX BOX 4400 PLACEMENT GUIDE		SIZE	FSCM NO	DWG NO	REV
DRAWN	CRAIG ROEPKE			KNOX BOX DOOR PLACEMENT LOCATION	A
ISSUED	2/23/2016	SCALE	1/2" = 1'-0"	SHEET	1 OF 3





KNOX BOX 4400 PLACEMENT GUIDE		SIZE	FSCM NO	DWG NO	REV
DRAWN	CRAIG ROEPKE			KNOX BOX 4400 FRONT/SIDE VIEWS	A
ISSUED	2/23/2016	SCALE	NO SCALE	SHEET	2 OF 3

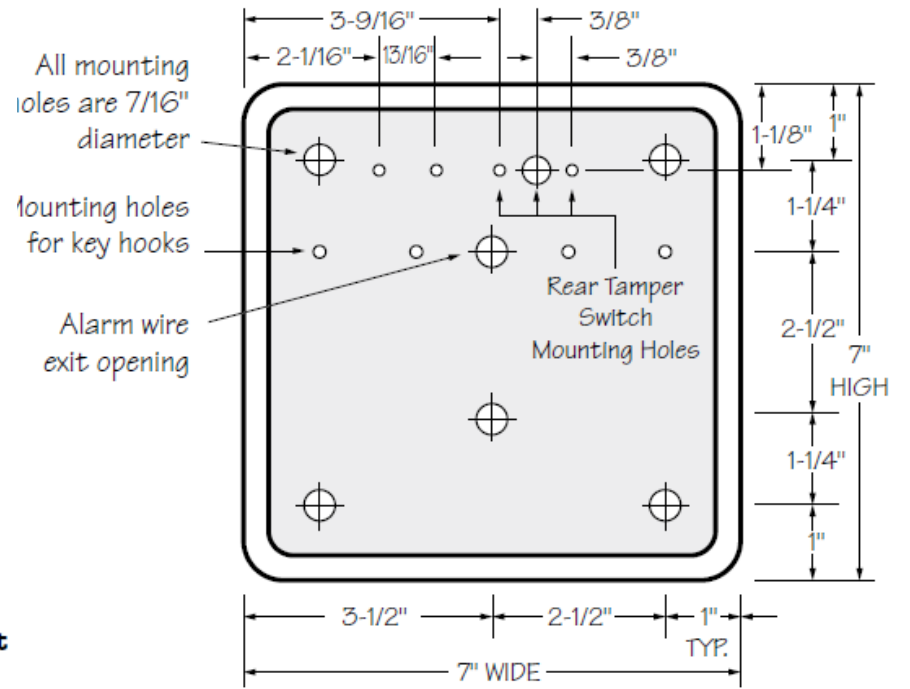




Series 4400 Surface Mount

Series 4400 Recessed Mount

INSIDE VIEW



KNOX BOX 4400 PLACEMENT GUIDE		SIZE	FSCM NO	DWG NO	REV
DRAWN	CRAIG ROEPKE			KNOX BOX MOUNTING & INSIDE VIEW	A
ISSUED	2/23/2016	SCALE	NO SCALE	SHEET	3 OF 3

